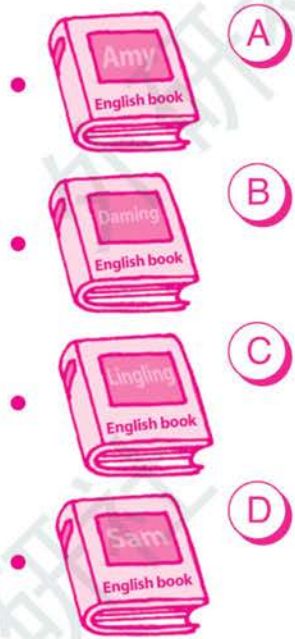


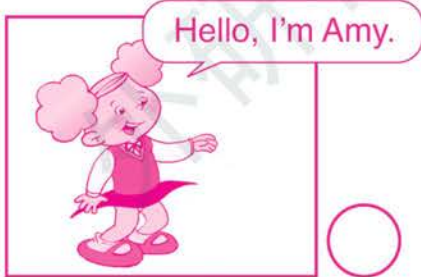
# 课堂活动



● 1. Look and match. 看一看，连一连。



● 2. Listen, number and act. 听一听，标一标，演一演。



● 3. Look, read and write. 看一看，读一读，写一写。





● 4. Read and match. 读一读，连一连。

- 1) Hello, I'm Xiaolin.
- 2) Goodbye, Sam.
- 3) I'm Lanlan.

- A) Hello, Lanlan.
- B) Hi, Xiaolin.
- C) Bye, Lele.

● 5. Listen and tick. 听一听，勾一勾。

1



**A**



**B**

2



**A**



**B**

3




**A**




**B**

● 6. Read, write and act. 读一读，写一写，演一演。



I'm Sam.



I'm \_\_\_\_\_.

● **1. Read, tick and say.** 读一读，勾一勾，说一说。

I'm Qiangqiang. \_\_\_\_\_



1)  A. Hello, Qiangqiang!  
 B. Goodbye, Qiangqiang!

---

\_\_\_\_\_ Hi, Tingting!



2)  A. Goodbye, Tingting!  
 B. Hello, I'm Tingting!

● **2. Read, match and act.** 读一读，连一连，演一演。

1) Hi, Taotao!

I'm fine, Lingling. How are you?

2) Hello, Taotao. How are you?

Hi, Sam.

3) How are you, Tingting?

I'm fine, thank you.

● **3. Listen and tick.** 听一听，勾一勾。

- |                         |                                  |                                   |
|-------------------------|----------------------------------|-----------------------------------|
| 1) Bye, Sam!            | <input type="checkbox"/> A. True | <input type="checkbox"/> B. False |
| 2) I'm Lingling.        | <input type="checkbox"/> A. True | <input type="checkbox"/> B. False |
| 3) Bye, Lili!           | <input type="checkbox"/> A. True | <input type="checkbox"/> B. False |
| 4) I'm fine, thank you. | <input type="checkbox"/> A. True | <input type="checkbox"/> B. False |



● 4. Listen and tick. 听一听，勾一勾。

- 1)  A. Hi, Sam!  B. Goodbye, Sam!  
 2)  A. Hello, I'm Lingling.  B. I'm fine, thank you.  
 3)  A. How are you, Daming?  B. Bye, Daming.


● 5. Read and match. 读一读，连一连。

- 1) **Lingling**: Hello, I'm Lingling. A) **Daming**: I'm fine, thank you.  
 2) **Sam**: Goodbye, Lingling. B) **Amy**: Hi, Lingling.  
 3) **Amy**: How are you, Daming? C) **Lingling**: Bye, Sam.

● 6. Look, read and act. 看一看，读一读，演一演。


1

Hello, I'm Woofwoof.




2

\_\_\_\_\_. Thank you!



3


I'm Mewmew!



4

Hi, Mewmew. Thank you.  
I'm... Heihei!

Ahahahahaha...



A. Hello, Woofwoof!

B. Good morning, Mewmew!



Assess and colour. 自我评价



● 一颗星代表一道题

● 全对涂红色

● 不全对涂蓝色

# ANSWER KEY

## Module 1 Unit 1

1. 1)-B 2)-C 3)-D 4)-A

2. 2-4-1-3

听力原文:

Amy: Hello, I'm Amy.

Sam: Hi, I'm Sam.

Daming: Hello, Amy! Hello,  
Sam! I'm Daming.

Sam and Amy: Hi, Daming!

3. 1) Bye, Feifei.

2) Goodbye, Daming.

4. 1)-B 2)-C 3)-A

5. 1) A 2) B 3) A

听力原文:

1) A: Hello, I'm Jiaojiao.

B: Hi, Jiaojiao.

2) A: Goodbye, Xiaoyong.

B: Bye, Jiaojiao.

3) A: Hello, I'm Dongdong.

B: Hello, Dongdong.

## Module 1 Unit 2

1. 1) A 2) B

2. 1)-B 2)-C 3)-A

3. 1) B 2) A 3) A 4) A

听力原文:

1) Hello, Sam!

2) What's your name?

3) Goodbye, Mr Wang!

4) How are you, Tingting?

4. 1) A 2) B 3) B

听力原文:

1) Hello, I'm Sam.

2) How are you, Lingling?

3) Goodbye, Amy!

5. 1)-B 2)-C 3)-A

6. A

## Module 2 Unit 1

1. 2-1-4-3

听力原文:

1) A: Hi, I'm Sam. B: Hi, Sam.

2) A: Hello, I'm Pingping.  
B: Hi, Pingping.

3) A: How are you?  
B: I'm fine, thank you.

4) A: Goodbye, Amy.  
B: Bye, Lingling.

3. 1)-B 2)-D 3)-A 4)-C

4. 3-1-4-2

听力原文:

Teacher: Good morning!

Pupils: Good morning, Ms Li.

Teacher: Hello, Yong.

Boy: I'm Xiaoyong.

5. 1)-D 2)-A 3)-B 4)-C

## Module 2 Unit 2

1. 1) A 2) B

3. 1) A 2) A 3) B

5. 1) A 2) A 3) B

听力原文:

1) A: Good morning! What's your  
name?

B: I'm Xiaoqiang.

2) A: How are you, Xiaoqiang?





# 课后评价



# Module 1

## 学习目标



1. 学会打招呼和告别。
2. 学会 I'm... 的用法。

1. Listen and number. (听课本第2-3页活动2的录音, 排一排)



I'm



Daming



Amy



Lingling



Sam

2. Listen and tick or cross. (听一听, 勾对错)



1)



2)



3)





● 3. Listen, read and match. (听一听, 读一读, 连一连)



How are you, Tingting?

Bye, Amy.



How are you, Daming?

Hi, I'm Sam.



Hello, I'm Daming.

I'm fine. Thank you.




Goodbye, Lingling.

Tingting? No, I'm Lingling.



● 4. Listen, point and say. (听一听, 指一指, 说一说)



● 5. Draw and say. (画一幅自画像, 向新朋友打招呼并介绍自己)



Amy



Feifei



Baobao

● 6. Listen, sing and record. (听课本第6页的歌曲, 唱一唱, 录一录)



这首歌曲是不是很好听呀?  
为了留下成长的足迹, 建议你为  
自己录制一盘“英语专辑”。

请家长为你准备一张空白光  
盘, 然后请他们把你唱的每一模  
块的歌曲或朗读的歌谣录音并制  
作成光盘, 标明日期和内容。你  
可以把光盘带到学校, 请老师和  
同学们一起欣赏。

快开始吧! 如果你会某种乐  
器来配乐, 那么一定更精彩!

## 智慧屋



小朋友, 你知道 Hello, Hi 和 How are you? 有什么区别吗? Hello 和 Hi 用于朋友间比较随便的简单问候。How are you? 是比较正式的问候语, 含有问候别人身体状况的意思。如果你见到同学时能说一声 Hello, 大家一定会夸你有礼貌。





## 听力原文

听力部分的内容没有录在磁带上，目的是使学习气氛轻松、愉快。由教师读听力原文两至三遍，并给学生足够的时间完成每项任务。

### Module 1

2. 1) A: Hi, I'm Daming. B: Hello, I'm Sam.  
2) A: Goodbye, Taotao. B: Bye, Tingting.  
3) A: Goodbye, Lingling. B: Bye, Amy.
3. 1) A: How are you, Tingting? B: Tingting? No, I'm Lingling.  
2) A: How are you, Daming? B: I'm fine. Thank you.  
3) A: Hello, I'm Daming. B: Hi, I'm Sam.  
4) A: Goodbye, Lingling. B: Bye, Amy.
4. 1) A: How are you, Lingling? B: I'm fine. How are you? A: I'm fine. Thank you.  
2) A: How are you, Amy? B: I'm fine. How are you? A: I'm fine. Thank you.  
3) A: How are you, Sam? B: I'm fine. How are you? A: I'm fine. Thank you.

### Module 2

3. 1) A: Good morning, Sam. B: Good morning, Amy.  
2) A: Good afternoon, Lingling. B: Good afternoon, Daming.  
3) A: Goodbye, Baobao. B: Goodbye, Feifei.

### Progress Test 1 (Modules 1-3)

1. 1) bird 2) girl 3) desk 4) door
2. 1) A: Hello, I'm Panpan. B: Hi, I'm Tweet-tweet.  
2) A: Good morning. B: Good morning.  
3) A: What's your name? B: My name's Lanlan.  
4) A: How are you, Sam? B: I'm fine. Thank you.
3. 1) A: Goodbye, Feifei. B: Bye, Baobao.  
2) A: What's your name? B: I'm Panpan.  
3) Good afternoon, Ms Smart.  
4) Sit down, Xiaogang.

### Progress Test 2 (Modules 4-5)

1. 1) a door 2) a desk 3) a cat 4) a classroom
2. 1) This is our classroom.  
2) A: This is my teacher, Ms Smart. B: Nice to meet you. A: Nice to meet you.  
3) This is Sam. Sam is a good child.

## 本册主要语言结构

小朋友们，本书的这些语言结构你都掌握了吗？

### MODULE 1

1. A: Hello, I'm Baobao. B: Hi, I'm Feifei.
2. A: Goodbye, Feifei. B: Bye, Baobao.
3. A: How are you? B: I'm fine. Thank you.

### MODULE 2

1. A: What's your name? B: I'm Baobao. C: My name's Yangyang.
2. A: I'm a boy. My name is Sam. B: I'm a girl. My name is Amy.

### MODULE 3

1. Stand up!
2. Sit down!
3. Point to the window!

### MODULE 4

1. What colour is it?
2. It's red.
3. It's a red dog.

### MODULE 5

1. This is our teacher.
2. That is a cat.